

Nuclear Waste Management Organization

Ignace Community Survey Report

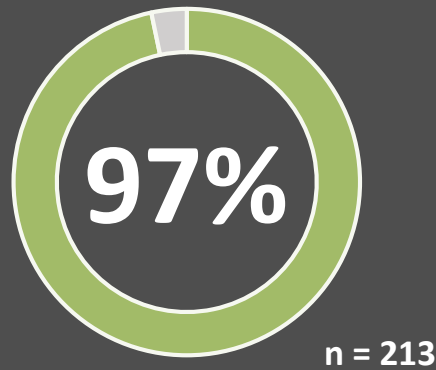
In September and October 2019, Ignace and NWMO representatives visited 600 homes in the Ignace area to complete surveys in person or leave a survey package at the household to be completed on paper, by telephone, or online at a later date. The purpose of the survey was to help understand awareness around the Nuclear Waste Management Organization (NWMO) and the site selection process in the community, as well as to gather information about how to best communicate with the community. A total of 216 surveys were returned.

Thank you to all who participated!

The number of responses received to a question or within a comment theme are included throughout this report denoted by “n”.

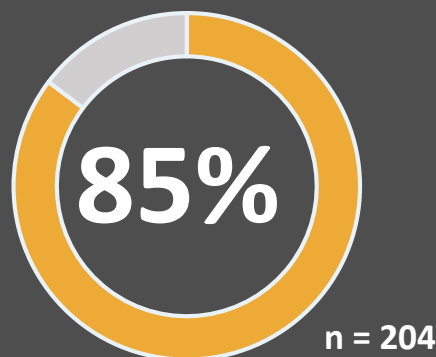
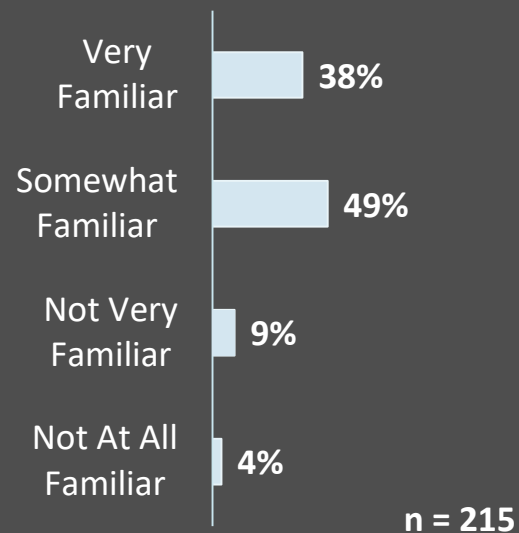
Nuclear Waste Management Organization Ignace Community Survey

AWARENESS, FAMILIARITY, & KNOWLEDGE



Almost all survey respondents (97%) indicated that they had heard of the Nuclear Waste Management Organization (NWMO) prior to receiving the survey.

The large majority of respondents (87%) were very familiar or somewhat familiar with the involvement of Ignace in the site selection process for a deep geological repository for the long-term management of Canada's used nuclear fuel.



The large majority of responding Ignace residents (85%) indicated that, prior to receiving the survey, they were aware that the project will only be implemented with the involvement of an informed and willing host community.

Nuclear Waste Management Organization Ignace Community Survey

TOP QUESTIONS TO ADDRESS

Thematic Areas of Submitted Questions	
Transportation and Infrastructure (e.g., What is the transportation method/route to the repository?)	19%
Safety and Security (e.g., What are the long terms safety risks? What are the plans for the long term monitoring of the site?)	15%
People and Community (e.g., How will this affect my family/community?)	15%
Timelines and Planning (e.g., Why is it taking so long?)	8%
Economic (e.g., How many/what type of jobs would this create?)	8%
Keeping Residents Informed (e.g., How do we acquire more information?)	5%
Environmental Protection (non water) (e.g., What is the long term environmental impact of the project?)	5%
Environmental Protection (water) (e.g., What effect may there be on nearby water supplies/sources?)	5%
Community involvement in the decision making process (e.g., How do I give my opinion?)	2%

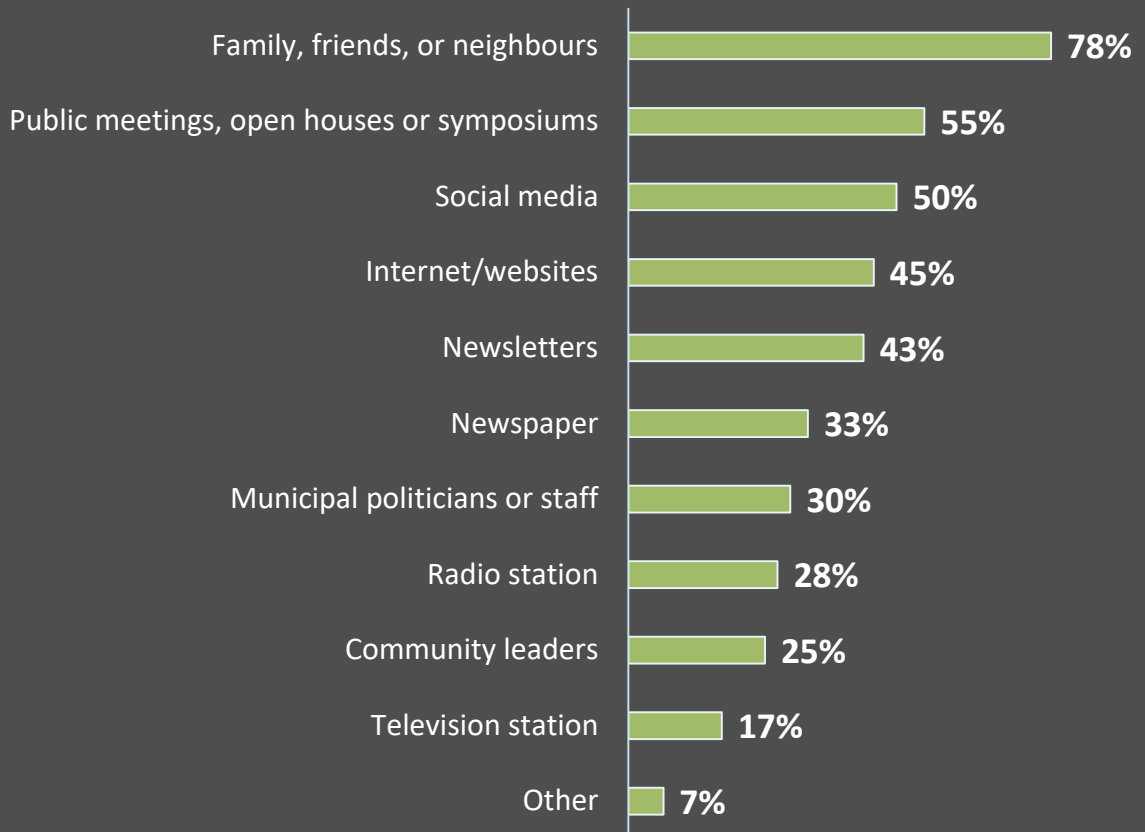
The survey asked responding Ignace residents what questions they have regarding this project or the studies being undertaken in their community that they would like to see addressed. Respondents could ask multiple questions. Overall, 91 respondents provided at least one comment or question, which, where possible, were grouped into one or more of the thematic areas shown in the table above.

Among those who posed a question, transportation and infrastructure questions along with safety and security related questions were the most commonly mentioned themes, accounting for close to a third of all coded responses. Overall, the single most common question was “What is the transportation method/route to the repository?” which was asked by 12 Ignace residents.

Nuclear Waste Management Organization Ignace Community Survey

SOURCES OF INFORMATION USED

Ignace residents responding to the survey were asked to select all of the information sources they use to learn about what is happening in their community. The most commonly reported information source was family, friends, or neighbours (78%), followed by public meetings, open houses or symposiums (55%), social media (50%), the internet/websites (45%), and newsletters (43%).



*Respondents were asked to select all that apply.

n = 214

Nuclear Waste Management Organization Ignace Community Survey

PREFERRED METHODS OF NWMO COMMUNICATION

	Types of Communication	Like*	Most Prefer
<p>More than half of respondents indicated that they would like to receive information from NWMO by brochures or newsletters (63%), visiting the Ignace Learn More Centre (58%), and through public meetings, open houses or symposiums (52%).</p> <p>When asked what communication method was most preferred, respondents most often indicated brochures or newsletters (21%), public meetings, open houses or symposiums (15%), and email communications (14%).</p>	Brochures or newsletters	63%	21%
	Visiting the Ignace Learn More Centre	58%	12%
	Public meetings, open houses or symposiums	52%	15%
	NWMO's website	49%	12%
	Local social media	40%	2%
	Township of Ignace's website	38%	6%
	Other social media accounts	35%	5%
	Attending the Ignace Community Nuclear Liaison Committee meetings, or speaking with its members	34%	4%
	Email communications	32%	14%
	Radio station	23%	0%
	Newspaper	17%	1%
	Municipal politicians or staff	16%	0%
	Other Internet/websites	12%	0%
	Other	9%	4%

*Respondents were asked to select all that apply.

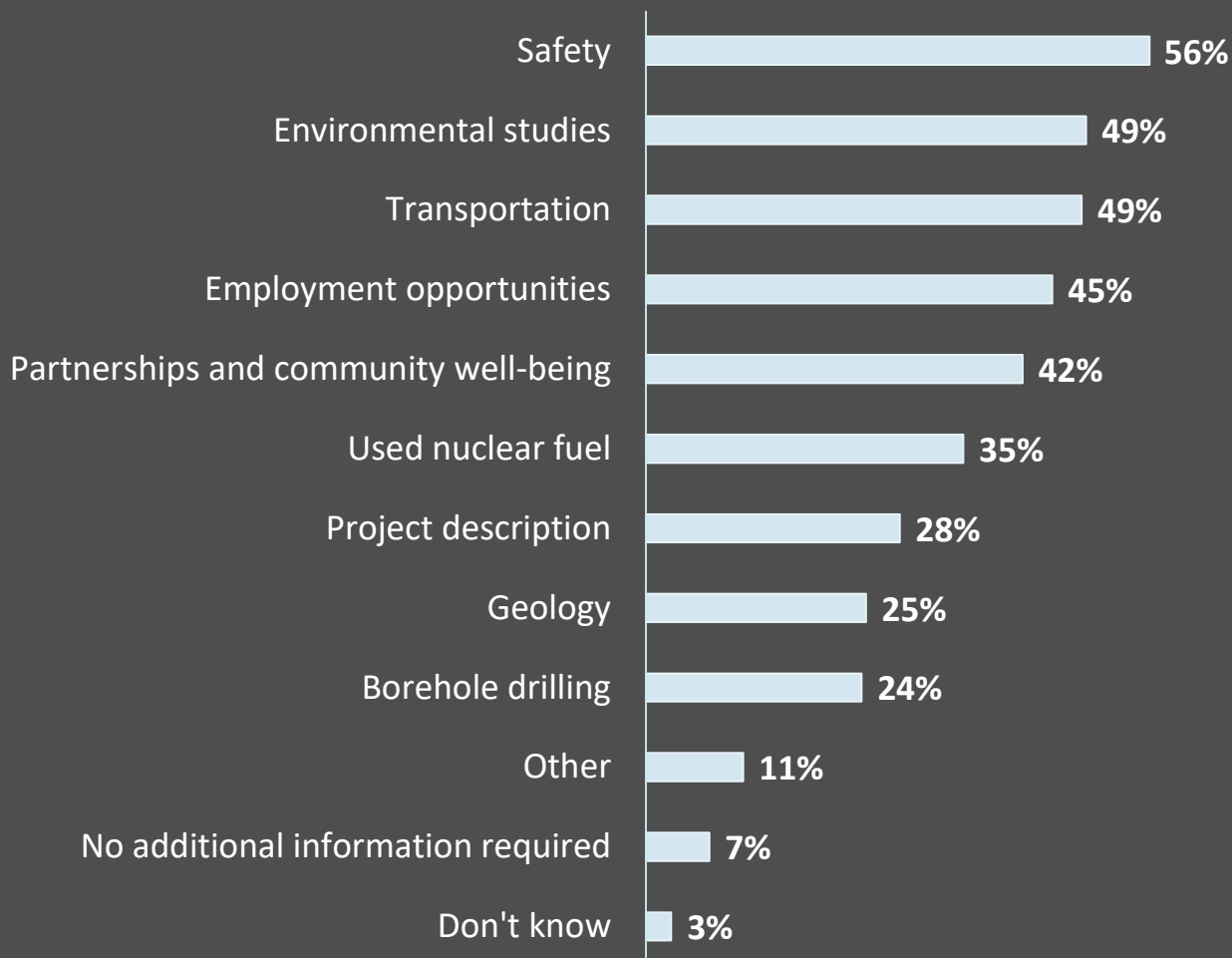
Like
n = 215

Most Prefer
n = 202

Nuclear Waste Management Organization Ignace Community Survey

PROJECT AREAS TO LEARN MORE ABOUT

Responding Ignace residents most commonly reported that they wanted to know more about safety (56%), environmental studies (49%), and transportation (49%) related to the project, as well as employment opportunities (45%) and partnerships and community well-being (42%), while 7% of respondents reported requiring no additional information.



n = 212

*Respondents were asked to select all that apply.

Nuclear Waste Management Organization Ignace Community Survey

OTHER COMMENTS

Survey respondents were also given the opportunity to provide any other comments they may have. In total, 122 (44%) Ignace respondents provided at least one comment which conveyed a variety of comments, ideas, and questions. Overall, the majority of the feedback gathered was generally supportive or positive (63) in comparison to comments of a neutral nature (43) or of an unsupportive or critical nature (15). Where a common pattern existed (at least 10 comments of a similar nature), comments were grouped into the following themes*.

- Comments indicated support for the project in general or the idea that the project might be implemented in the community (n=30)
- Comments that indicated that the respondent thought that overall, the project would be beneficial to the community (n=13)
- Comments that the NWMO is doing a good job about providing information about the project, being transparent about their work, and/or the process (n=11)
- Questions, comments, or concerns related to the siting process and/or how the project would be implemented in their community (n=10)
- Questions, comments, or concerns about the economic impact to the community (n=10)

*Comments can be included in more than one theme where more than one idea was presented.