

Nuclear Fuel Waste Projections in Canada – 2021 Update

NWMO-TR-2021-17

September 2021

M. Gobien and M. Ion

Nuclear Waste Management Organization

nwmo

NUCLEAR WASTE
MANAGEMENT
ORGANIZATION

SOCIÉTÉ DE GESTION
DES DÉCHETS
NUCLÉAIRES



Nuclear Waste Management Organization

22 St. Clair Avenue East, 4th Floor

Toronto, Ontario

M4T 2S3

Canada

Tel: 416-934-9814

Web: www.nwmo.ca

Nuclear Fuel Waste Projections in Canada – 2021 Update

NWMO-TR-2021-17

September 2021

M. Gobien and M. Ion
Nuclear Waste Management Organization

Document History

| | | | |
|---------------------------------------|--|-------|----------------|
| Title: | Nuclear Fuel Waste Projections in Canada – 2021 Update | | |
| Report Number: | NWMO-TR-2021-17 | | |
| Revision: | R000 | Date: | September 2021 |
| Nuclear Waste Management Organization | | | |
| Authored by: | M. Gobien and M. Ion | | |
| Verified by: | S. Briggs | | |
| Reviewed by: | P. Gierszewski | | |
| Approved by: | D. Wilson | | |

ABSTRACT

Title: Nuclear Fuel Waste Projections in Canada – 2021 Update
Report No.: NWMO-TR-2021-17
Author(s): M. Gobien and M. Ion
Company: Nuclear Waste Management Organization
Date: September 2021

Abstract

This report summarizes the existing inventory of used nuclear fuel wastes in Canada as of June 30, 2021 and forecasts the potential future nuclear fuel waste from the existing reactor fleet as well as from proposed new-build reactors. While the report focuses on power reactors, it also includes prototype, demonstration and research reactor fuel wastes held by AECL, which are included in the NWMO mandate.

As of June 30, 2021, a total of approximately 3.1 million used CANDU fuel bundles (about 59,770 tonnes of heavy metal (t-HM)) were in storage at the reactor sites, an increase of about 81,235 bundles since the 2020 NWMO Nuclear Fuel Waste Projections report.

For the existing reactor fleet, the total projected number of used fuel bundles produced to end of life of the reactors is approximately 5.5 million used CANDU fuel bundles (approximately 106,400 t-HM). The projection is based on the published plans to refurbish and life extension for all Darlington and Bruce reactors, as well as continued operation of Pickering A until 2024 and Pickering B until 2025.

Used fuel produced by potential new-build reactors will depend on the size and type of reactor and number of units deployed. New-build plans are at various stages of development and the decisions about whether to proceed with individual projects, reactor technology and number of units have not yet been made.

The impacts of any future decisions on reactor refurbishment, new nuclear build or advanced fuel cycle technologies made by the nuclear utilities in Canada on projected inventory of nuclear fuel waste will be incorporated into future updates of this report.

TABLE OF CONTENTS

| | | Page |
|-----------------|---|-----------|
| ABSTRACT | iii | |
| 1. | INTRODUCTION..... | 1 |
| 1.1 | BACKGROUND | 1 |
| 1.2 | SCOPE..... | 1 |
| 1.3 | CHANGES SINCE THE 2020 REPORT | 1 |
| 2. | INVENTORY FROM EXISTING REACTORS..... | 3 |
| 2.1 | CURRENT INVENTORIES..... | 3 |
| 2.2 | PROJECTED NUCLEAR FUEL WASTE..... | 4 |
| 3. | INVENTORY FROM POTENTIAL NEW REACTORS..... | 8 |
| 3.1 | PROJECTS WHICH HAVE RECEIVED OR CURRENTLY UNDERGOING REGULATORY APPROVALS..... | 8 |
| 3.1.1 | Ontario Power Generation..... | 8 |
| 3.1.2 | Global First Power..... | 8 |
| 3.2 | POTENTIAL PROJECTS AND DEVELOPMENTS | 9 |
| 4. | SUMMARY OF PROJECTED USED FUEL INVENTORY..... | 10 |
| | REFERENCES | 12 |
| | APPENDIX A: SUMMARY OF EXISTING CANADIAN REACTORS & FUEL STORAGE | 16 |
| | APPENDIX B: DESCRIPTION OF FUEL TYPES | 22 |
| B.1 | FUELS FROM OPERATING REACTORS..... | 23 |
| B.2 | FUELS FROM DEMONSTRATION AND PROTOTYPE REACTORS | 27 |

LIST OF TABLES

| | Page |
|--|-------------|
| Table 1: Summary of Nuclear Fuel Waste in Canada as of June 30, 2021 | 3 |
| Table 2: Summary of Projected Nuclear Fuel Waste from Existing Reactors..... | 7 |

LIST OF FIGURES

| | Page |
|--|-------------|
| Figure 1: Summary of Used Fuel Wet and Dry Storage History | 4 |
| Figure 2: Summary of Projected Used Fuel Inventory | 10 |

1. INTRODUCTION

1.1 BACKGROUND

The Nuclear Waste Management Organization (NWMO) is responsible for the long-term management of Canada's nuclear fuel waste (Canada 2002).

The NWMO will continually review and adjust its implementation plans as appropriate consistent with the external environment. As part of this process, the NWMO annually publishes the current and future potential inventories of used fuel amounts and types (Gobien and Ion 2020). This document provides an update as of June 2021.

Decisions on new nuclear reactors, advanced fuel cycles or other changes in energy choices will not be made by the NWMO. They will be made by the utilities in conjunction with government and regulators. However, it is important that NWMO is prepared for these potential changes so that the NWMO can plan for the long-term management of used fuel arising from such decisions. As part of this, the NWMO maintains a watching brief on alternative technologies (NWMO 2020).

1.2 SCOPE

This report summarizes the existing inventory of used nuclear fuel wastes in Canada as of June 30, 2021 and forecasts the potential future nuclear fuel waste from the existing reactor fleet as well as from proposed new reactors. The report focuses on power reactors, but also includes information on prototype, demonstration and research reactor fuel wastes held by Atomic Energy of Canada Limited (AECL).

1.3 CHANGES SINCE THE 2020 REPORT

The primary changes to the Canadian nuclear landscape since the 2020 report are:

- a) An increase in the total amount of used fuel currently in storage, due to another year of reactor operation.
- b) Darlington Unit 3 refurbishment continues with the feeder tube removal being completed in May 2021. Unit 3 was shut down in July 2020, its refurbishment started in September 2020, and its refurbishment is expected to be complete in Q1 of 2024 (OPG 2021).
- c) Bruce Power continues the major component replacement at Unit 6 with removal of the steam generator in July 2021 (Bruce Power 2021). Unit 6 refurbishment was initiated in January 2020 and is expected to be complete in Q4 of 2023.

The combined effects of these changes on the current and projected used fuel inventory are:

- a) An increase in the total amount of used fuel currently in storage from June 30, 2020 to June 30, 2021.

| | June 30, 2020 | June 30, 2021 | Net change |
|--------------|----------------------|----------------------|-----------------------|
| Wet storage | 1,444,092 | 1,428,645 | -15,447 bundles* |
| Dry storage | 1,581,081 | 1,677,763 | 96,682 bundles |
| TOTAL | 3,025,173 | 3,106,408 | 81,235 bundles |

* Note: A negative number means more used fuel was transferred from wet to dry storage than was produced during the year.

- b) No significant changes to the overall projected future total number of used fuel bundles (see Section 2.2). The forecast presented in this report is most similar to the high scenarios from the previous versions of this report.

2. INVENTORY FROM EXISTING REACTORS

2.1 CURRENT INVENTORIES

Table 1 summarizes the current inventory of nuclear fuel waste in Canada as of June 30, 2021. The inventory is expressed in terms of number of CANDU used fuel bundles and does not include fuel which is currently in the reactors (which is not considered to be “nuclear fuel waste” until it has been discharged from the reactors) or non-CANDU-like research fuels.

As of June 30, 2021 there are approximately 3.1 million bundles in wet or dry storage. This is equivalent to approximately 59,770 tonnes of heavy metal (t-HM). Further details on the existing reactors can be found in Appendix A and fuel types in Appendix B.

Table 1: Summary of Nuclear Fuel Waste in Canada as of June 30, 2021

| Location | Waste Owner | Wet Storage (# bundles) | Dry Storage (# bundles) | TOTAL (# bundles) | Current Status |
|---------------|--------------------|-------------------------|-------------------------|-------------------|---|
| Bruce A | OPG ⁽¹⁾ | 339,437 | 251,520 | 590,957 | - 4 units operational |
| Bruce B | OPG ⁽¹⁾ | 343,578 | 430,070 | 773,648 | - 3 units operational, 1 unit undergoing refurbishment. See Note (2). |
| Darlington | OPG | 313,756 | 293,669 | 607,425 | - 3 units operational, 1 unit undergoing refurbishment. See Note (2). |
| Douglas Point | AECL | 0 | 22,256 | 22,256 | - permanently shut down 1984 |
| Gentilly 1 | AECL | 0 | 3,213 | 3,213 | - permanently shut down 1977 |
| Gentilly 2 | HQ | 0 | 129,925 | 129,925 | - permanently shut down 2012 |
| Pickering A | OPG | 392,386 | 417,345 | 809,731 | - 2 units operational, 2 units non-operational since 1997 (permanently shut down 2005) |
| Pickering B | OPG | | | | - 4 units operational |
| Point Lepreau | NBPN | 39,488 | 122,578 | 162,066 | - operational |
| Whiteshell | AECL | 0 | 2,301 | 2,301 | - permanently shut down 1985. See Note (3). |
| Chalk River | AECL | 0 | 4,886 | 4,886 | - mostly fuel from NPD (permanently shut down 1987) with small amounts from other Canadian reactors and research activities |
| | | Note (4) | Note (4) | Note (4) | - currently under assessment |
| Total | | 1,428,645 | 1,677,763 | 3,106,408 | |

Notes:

AECL = Atomic Energy of Canada Limited

HQ = Hydro-Québec

NBPN = New Brunswick Power Nuclear

OPG = Ontario Power Generation Inc.

- OPG is responsible for the used fuel that is produced. Bruce reactors are leased to Bruce Power for operation.
- Bruce B and Darlington are currently undergoing refurbishment, unit-by-unit. The Bruce B first unit (Unit 6) was shut down in Jan 2020; refurbishment is expected to complete in Dec 2023. Refurbishment of the Darlington Unit 2 was completed in Jun 2020. The refurbishment of Unit 3 started in Sep 2020 and is expected to be complete in Mar 2024.
- 360 bundles of Whiteshell fuel are standard CANDU bundles (from the Douglas Point reactor). The remaining bundles are various research, prototype and test fuel bundles, similar in size and shape to standard CANDU bundles, mainly from the research/prototype WR-1 reactor.
- AECL also owns some components of research and development fuels such as fuel elements, fuel pellets and fuel debris in storage at Chalk River. While the total mass of these components is small compared to the overall quantity of CANDU fuel, their varied composition, storage form, dimensions, etc. requires special consideration for future handling. There are also small quantities (a few kg) of non-CANDU research reactor fuel.

Figure 1 summarizes the history of wet and dry storage of used fuel in Canada to the end of June 2021. Initially, all fuel was wet-stored in the station used fuel storage bays. Dry storage was initiated in the 1970s at shutdown AECL prototype reactors. Starting in the 1990s, older fuel in the wet bays at the operating power reactors has been transferred to dry storage on an ongoing basis. In the future, the inventory in wet storage will remain relatively constant (since wet bay space is fixed), while the inventory in dry storage will continue to grow over time.

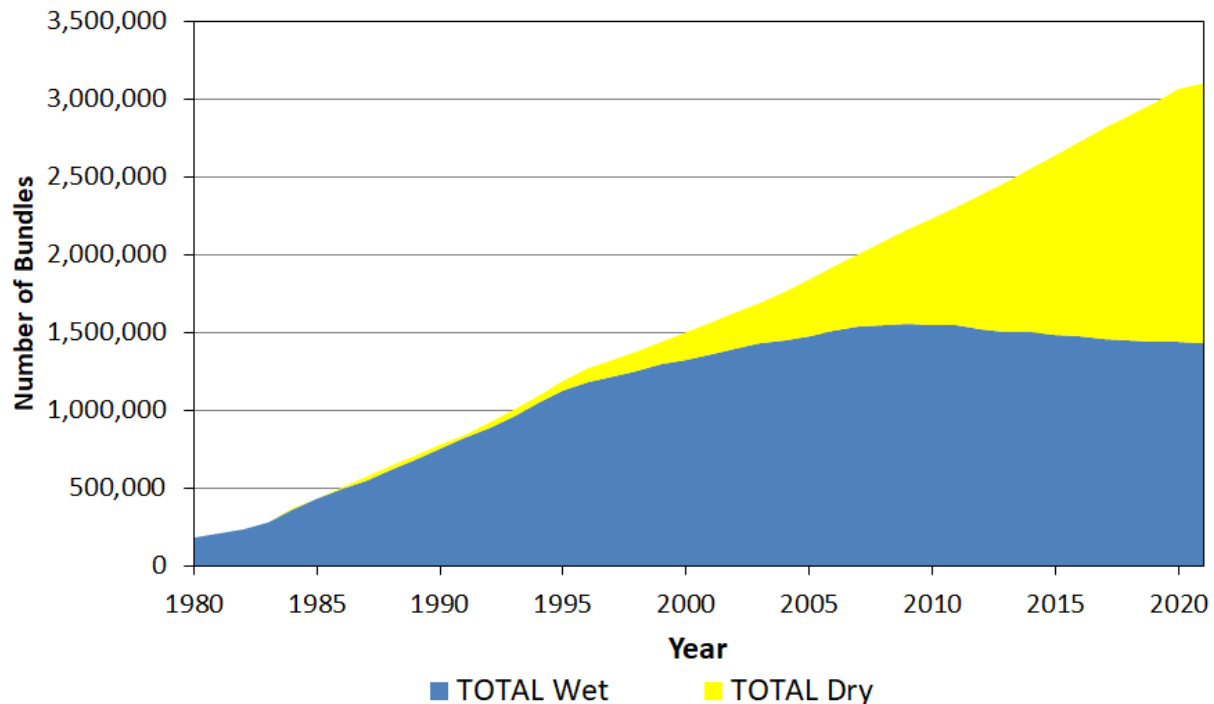


Figure 1: Summary of Used Fuel Wet and Dry Storage History

2.2 PROJECTED NUCLEAR FUEL WASTE

The current forecast of future nuclear fuel waste is summarized in Table 2. This forecast is based on NWMO's assumptions used for planning purposes only and may differ from the business planning assumptions used by the reactor operators.

This estimate is based on the latest published plans for refurbishment and life extension for the current reactor fleet, uses conservative assumptions, and includes a number of uncertainties, as described below.

The current projection in Table 2 is based on the following:

1. Only existing CANDU stations are included in the forecast. All reactors in the existing fleet are assumed to be refurbished, except those already shut down or where there is a firm decision not to refurbish, and will be operated in accordance with current plans (Ontario 2020, OPG 2021, Bruce Power and IESO 2015, NB Power 2019):
 - Reactors that have been permanently shut down do not restart (Gentilly-2, Pickering A Units 2 and 3);
 - Reactors where a definite decision has been made not to refurbish will operate to the end of their current announced service life only (i.e., Pickering A Units 1 and 4 will run until 2024 and Pickering B Units 5–8 will run until 2025).
 - Reactors that have been refurbished (Bruce A Units 1 and 2, Darlington Unit 2 and Point Lepreau) and reactors that will be refurbished (Darlington Units 1,3 and 4, Bruce A Units 3 and 4 and Bruce B) with new sets of pressure tubes and other major components, will operate for about 30 effective full power years (EFPY).
2. Fuel in reactor core is removed prior to a refurbishment and not re-used. No fuel is generated during the refurbishment period. End-of-life total includes final reactor core fuel.
3. The forecast for each station is calculated as *[(June 2021 actuals) + (number of years from June 2021 to end-of-life) * (typical annual production of fuel bundles)]*, rounded to nearest 1,000 bundles.

The forecast annual production of fuel bundles is a conservative estimate for each station, resulting in a conservative projection of the overall total. An analysis of the last 5-year forecast vs actuals across all units indicates the forecast was high by about +3,900 to +6,800 bundles/year. Projected over the next 30 years, and applying the 5-year average on a station by station basis, this could indicate the current total is high by about 30,000-110,000 bundles.

4. Units are assumed to operate until December 31 of the shutdown year.

The forecast conservatively assumes operation to end of year of shutdown. If an earlier (mid-year) shutdown were assumed for all stations, the total would be reduced by about 46,000 bundles.

5. Units operate to current end of life dates.

Changes to the estimated end-of-life dates for refurbished reactors would result in changes to the overall forecast. For example, a potential 3 year extension or reduction of operation of all stations relative to current plans, assuming the highest typical annual bundle production, would affect the total bundle count by +/- about 92,000 bundles per year. Assuming a future 3 year extension/reduction for all units would affect the bundle count by about +/- 280,000 bundles.

6. Total mass of heavy metals (e.g. uranium) in fuel is based on an average bundle mass of heavy metal specific to each reactor type.

7. Current projection does not include new reactors, such as small modular reactors (SMRs).

Assuming 1,000 MWe of new reactors operating for 30 years, could result in an additional 100,000-200,000 equivalent CANDU bundles, based on a simple correlation of electric power to CANDU bundles on a thermal power basis.

In summary, the approximate 5.5 million forecast represents the best estimate based on current plans. Its associated uncertainty could include +/- 0.28 million bundles (based on 3-year early or delayed shutdown of all current units), -0.03 to -0.11 million bundles (based on conservatism in projection), +0.1 to +0.2 million equivalent CANDU bundles (for a modest operation of new reactors), and about -0.05 million bundles (for mid-year end-of-life shutdown vs assumed end-year shutdown).

The forecast is subject to potential changes on annual basis, to account for reactor operators' updated plans for refurbishment and life extension, as well as for adjustments in calculations to reflect the most up-to-date numbers of bundles in storage versus previous year's projections.

Table 2: Summary of Projected Nuclear Fuel Waste from Existing Reactors

| Location | Unit | Startup | Total to June 2021 (# bundles) | Typical Annual Production (bundles/a) | Refurbishment Schedule (Start-End) ⁽⁸⁾ | Forecast ⁽⁶⁾ | |
|-----------------------------|------|---------|--------------------------------|---------------------------------------|---|-------------------------|--------------------------------|
| | | | | | | Shutdown ⁽⁹⁾ | (# bundles) |
| Bruce A | 1 | 1977 | 590,957 | 20,500 ⁽²⁾ | Complete | 2043 | 1,232,000 |
| | 2 | 1977 | | | Complete | 2043 | |
| | 3 | 1978 | | | 01/2023 – 06/2026 | 2061 | |
| | 4 | 1979 | | | 01/2025 – 12/2027 | 2062 | |
| Bruce B | 5 | 1985 | 773,648 | 23,500 ⁽²⁾ | 07/2026 – 06/2029 | 2062 | 1,693,000 |
| | 6 | 1984 | | | 01/2020 – 12/2023 | 2058 | |
| | 7 | 1986 | | | 07/2028 – 06/2031 | 2063 | |
| | 8 | 1987 | | | 07/2030 – 06/2033 | 2063 | |
| Darlington | 1 | 1992 | 607,425 | 22,000 ⁽²⁾ | 01/2022 – 06/2025 | 2053 | 1,271,000 |
| | 2 | 1990 | | | Complete | 2049 | |
| | 3 | 1993 | | | 09/2020 – 03/2024 | 2052 | |
| | 4 | 1993 | | | 07/2023 – 12/2026 | 2055 | |
| Douglas Point | - | 1968 | 22,256 | 0 ⁽³⁾ | - | 1984 | 22,256 |
| Gentilly 1 | - | 1972 | 3,213 | 0 ⁽³⁾ | - | 1977 | 3,213 |
| Gentilly 2 | - | 1983 | 129,925 | 0 ⁽³⁾ | - | 2012 | 129,925 |
| Pickering A | 1 | 1971 | 809,731 | 7,200 ⁽⁴⁾ | Complete | 2024 | 928,000 |
| | 2 | 1971 | | | - | 2005 | |
| | 3 | 1972 | | | - | 2005 | |
| | 4 | 1973 | | | Complete | 2024 | |
| Pickering B | 5 | 1983 | 14,500 ⁽²⁾ | - | 2025 | 928,000 | |
| | 6 | 1984 | | - | 2025 | | |
| | 7 | 1985 | | - | 2025 | | |
| | 8 | 1986 | | - | 2025 | | |
| Point Lepreau | 1 | 1983 | 162,066 | 4,800 | Complete | 2040 | 260,000 |
| Whiteshell | - | 1965 | 2,301 | 0 ⁽³⁾ | - | 1985 | 2,301 |
| Chalk River/ NPD/other | - | - | 4,886 | 0 ⁽⁵⁾ | - | - | 4,886 |
| Total (bundles) | | | 3,106,408 | 92,500 | | | 5,546,000⁽¹⁾ |
| (t-HM)⁽⁷⁾ | | | 59,770 | 1,780 | | | 106,400 |

Notes:

- 1) This represents the best estimate based on current plans and includes conservative assumptions and uncertainties.
- 2) Based on 4 reactors operating.
- 3) Reactor is permanently shut down and not producing any more fuel.
- 4) Based on 2 reactors operating.
- 5) Future forecasts do not include research fuels. Chalk River does not produce any CANDU power reactor used fuel bundles. However, it may receive bundles from power reactor sites from time to time for testing. This will not affect overall total numbers of bundles, since they will be subtracted from the reactor site.
- 6) Totals may not add exactly due to rounding to nearest 1,000 bundles for future forecasts.
- 7) "tonnes of heavy metals" (t-HM) based on an average of bundle mass specific for each reactor type.
- 8) Assumes units under refurbishment do not produce fuel and annual fuel production rates are scaled accordingly.
- 9) Assumes units operate until December 31 of the shutdown year and the core is defueled in the following year.

3. INVENTORY FROM POTENTIAL NEW REACTORS

There are two categories of proposed new reactor projects:

- projects which have received or are currently undergoing regulatory approvals; and
- potential projects which have been discussed by various implementing organizations (proponents), but which do not have any regulatory approvals underway.

This report focuses on the first category. However, it does not assess the probability of any of these projects proceeding. Execution of the projects rests entirely with the proponent.

3.1 PROJECTS WHICH HAVE RECEIVED OR CURRENTLY UNDERGOING REGULATORY APPROVALS

3.1.1 Ontario Power Generation

OPG currently holds a 10-year Nuclear Power Reactor Site Preparation Licence that allows preparation of the Darlington nuclear site for future construction and operation of up to 4 new reactors, with a maximum combined net electrical output of 4,800 MWe. In June 2020, OPG submitted an application to renew the licence for a new 10-year term, to maintain the option for future nuclear generating capacity at the site (OPG 2020a).

To date, OPG has not selected a reactor technology for the new build at Darlington. In its original application (OPG 2007, 2009), OPG considered four “Generation III+” reactor types, designed to operate for 60 years.

In November 2020, OPG announced resumption of planning activities for future nuclear power generation at its Darlington site, to host a Small Modular Reactor (SMR) (OPG 2020b).

3.1.2 Global First Power

Global First Power (GFP), Ultra Safe Nuclear Corporation, and OPG propose to construct and operate a 5 MWe “Micro Modular Reactor” (MMR) plant on Atomic Energy of Canada Limited’s property at the Chalk River Laboratories. CNL and GFP recently signed a hosting agreement formalizing the framework under which CNL and GFP will cooperate with respect to licensing, design, siting, and other matters with respect to advancement of the SMR project (CNL 2020a).

In December 2018, the CNSC completed Phase 1 of the pre-licensing review of the MMR (CNSC 2019a). In April 2019, Global First Power submitted to the CNSC an application to prepare site for a small modular reactor at the Chalk River Laboratories (Global First Power 2019a). In July 2019, the Federal government issued a Notice of Commencement of an environmental assessment for a small modular reactor project at the Chalk River Laboratories (CNSC 2019b). The regulatory review of this project continues; in September 2020, the CNSC has released the record of decision on the scope of the environmental assessment for Global First Power’s MMR (CNSC 2020). On May 6, 2021, the CNSC determined that GFP’s submissions to date were sufficient to begin technical review as a part of the licensing application process (Global First Power 2021).

At this stage there is limited information about the MMR fuel and its fuel waste characteristics. The MMR has a 30 year operation life (Global First Power 2019b) and quantities of potential fuel wastes have not been published at this time. The MMR fuel is substantially different than

CANDU fuel. The fuel contains low-enriched uranium and is manufactured with Triple Coated Isotopic (TRISO) fuel particles.

The NWMO continues to monitor the progress of the regulatory approval process of this project. As more information becomes available, additional details on TRISO fuel and potential fuel waste inventories from the proposed MMR will be included in future versions of this report.

3.2 POTENTIAL PROJECTS AND DEVELOPMENTS

Earlier feasibility studies and public discussions by provincial governments and potential proponents have been conducted for other new reactors in Ontario (Bruce Power 2008a, 2008b, 2009a), Alberta (Bruce Power 2009b), Saskatchewan (Saskatchewan 2011) and New Brunswick (MZConsulting 2008). Other proposals include the introduction of SMRs of up to a few tens or hundreds of megawatts each for deployment in large established grids, small grids, in remote (i.e. off-grid) communities and resource extraction sites which currently rely on small-scale fossil fuel generating plants to provide heat and/or electricity (AECL 2012, HATCH 2016, SaskPower et al. 2021). The reactors are based on a variety of non-CANDU technologies, including liquid metal cooled, gas cooled, molten salt cooled and light water cooled.

Natural Resource Canada (NRCan) initiated the SMR Roadmap project with interested provinces, territories and power utilities to identify the opportunities for on and off-grid applications of SMRs in Canada. The Roadmap report was published in November 2018, with recommendations in areas such as waste management, regulatory readiness and international engagement (SMR 2018). The Government of Canada launched Canada's SMR Action Plan in December 2020 (NRCan 2020).

The CNSC continues pre-licensing reviews for a variety of small modular reactor designs (CNSC 2021).

A number of utilities have continued to express interest in supporting the development of SMR technologies; for example, Global First Power, USNC and OPG formed joint venture to own, operate Micro Modular Reactor Project at Chalk River (Global First Power 2020), Cameco and Bruce Power launched a centre for the next generation of nuclear technologies (Bruce Power 2020b) and Cameco, GE Hitachi and Global Nuclear Fuel-Americas (GNF-A) have recently announced a memorandum of understanding (MoU) to explore collaboration to advance commercialization and deployment of BWRX-300 SMRs in Canada (World Nuclear News 2021). OPG has also announced plans to advance the development of an SMR in Ontario and advance engineering and design work with three developers of grid-scale SMRs: GE Hitachi (GEH), Terrestrial Energy and X-energy (OPG 2020c). At the same time, GEH has entered into MoUs with five Canadian companies to set up a supply chain for its SMR (World Nuclear News 2020).

Canadian Nuclear Laboratories (CNL) looks to establish partnerships with vendors of SMR technology to develop, promote and demonstrate the technology in Canada, and recently issued a call for proposals for the second round of its Canadian Nuclear Research Initiative program (CNL 2020b). At present, four proponents are in various stages of CNL's review (CNL 2021a). Global First Power is in stage 3 for the proposed 5 MWe MMR (high-temperature gas reactor) and has submitted an application for a licence to prepare site (see Section 3.1.2). Three other proponents have completed CNL's pre-qualification stage and have been invited to enter CNL's next stage of detailed review; these are U-Battery Canada Ltd. (4 MWe high temperature gas reactor), StarCore Nuclear (14 MWe high-temperature gas reactor), and Terrestrial Energy

(190 MWe integral molten salt reactor). No licensing activities have been initiated for these three proposals. CNL has also formed partnerships with Moltex Energy (CNL 2020c), Ultra Safe Nuclear Corporation (CNL 2020d), New Brunswick Power (CNL 2020e), and Terrestrial Energy (CNL 2020f), to research SMR fuels and advance SMR technology in Canada and has recently started fabrication of advanced SMR fuels (CNL 2021b).

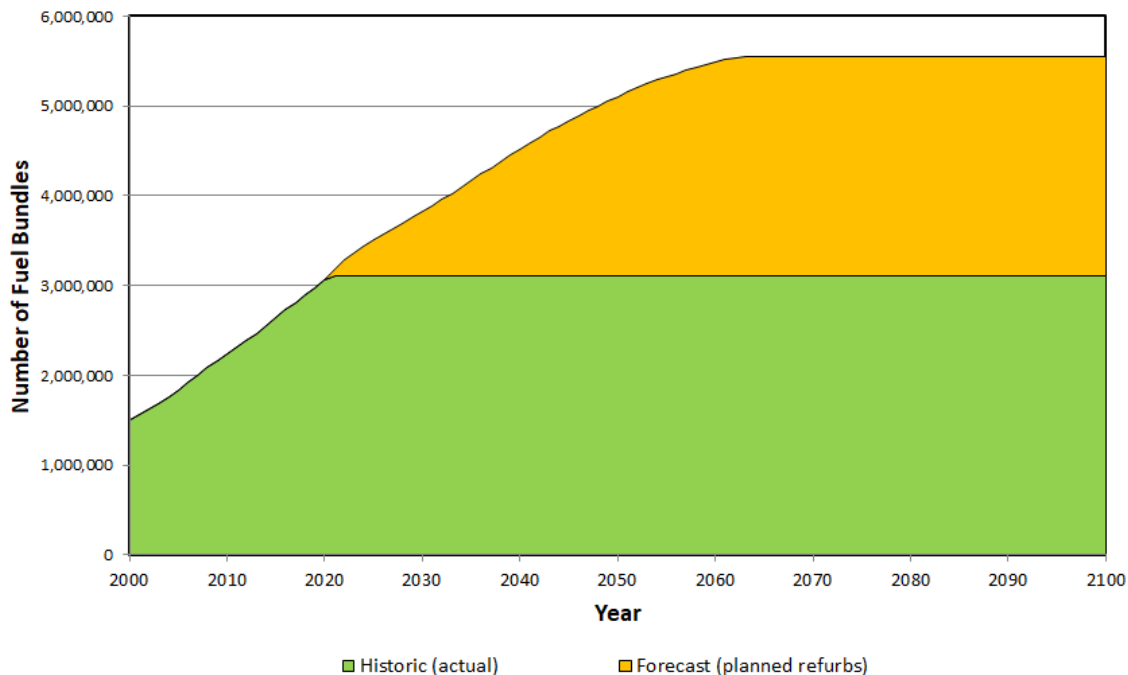
The NWMO will continue to monitor these developments and the implications of new reactors as part of its Adaptive Phased Management approach.

4. SUMMARY OF PROJECTED USED FUEL INVENTORY

As of June 30, 2021 there are approximately 3.1 million used fuel bundles in wet or dry storage. Based on currently announced refurbishment and life extension plans for the existing nuclear reactor fleet in Canada, the current forecast projects a total of about 5.5 million bundles (see Section 2.2 for details). The existing and projected inventory from current reactor operations, reactor refurbishment, developed in previous sections, is summarized in Figure 2.

No definitive decisions on new nuclear build have been made by the utilities in Canada, so they are not included in the current reference forecast.

The 5.5 million bundle forecast is a best estimate based on current plans. Its associated uncertainty could include +/- 0.28 million bundles (based on 3-year early or delayed shutdown of all current units), -0.08 to -0.16 million bundles (based on conservatism in projection), +0.1 to +0.2 million equivalent CANDU bundles (for a modest operation of new SMRs), or about +1.6 million bundle-equivalents for 3-4 new large reactors at the Darlington site.



Notes:

- 1) The existing fuel (as of end of June 2021) is shown in the green shaded area.
- 2) The forecast (orange shaded area) shows the additional fuel bundles that would be generated based on the announced refurbishment and life extension projects for the existing Canadian reactor fleet.

Figure 2: Summary of Projected Used Fuel Inventory

Note that in addition to the CANDU fuel bundles described above, there are small quantities of other nuclear fuel waste, such as the AECL research fuels, pellets and elements mentioned in the footnotes to Table 1, as well as used fuels from other Canadian research reactors (as listed in the Appendix A, Table A3), which are included within the NWMO's mandate for implementing the APM program, if requested by the waste owner. Some of these non-CANDU reactor fuels have been or will be returned to the country of origin, e.g. USA or France, under the terms of the original supply agreements or international agreements governing their usage.

There are also other heat-generating radioactive wastes in Canada (such as cobalt-60 sources produced in Canadian CANDU reactors and used in industrial and therapeutic radiation devices), again in relatively small quantities (on the order of 1,000 to 2,000 fuel bundle equivalents, i.e. less than 0.1% of the projected used fuel inventory). These non-fuel, heat generating wastes are not within the NWMO's legislated mandate for nuclear fuel waste.

REFERENCES

- AECL. 2012. AECL Nuclear Review, Volume 1, Number 2, December 2012. Available at <http://publications.gc.ca/site/eng/454640/publication.html>.
- Bruce Power. 2008a. Bruce New Nuclear Power Plant Project Environmental Assessment – Environmental Impact Statement. Bruce Power. Available at www.brucepower.com.
- Bruce Power. 2008b. Bruce New Nuclear Power Plant Project Environmental Assessment – Bounding Plant Envelope Technical Support Document. Bruce Power. Available at www.brucepower.com.
- Bruce Power. 2009a. “Bruce Power to Focus on Additional Refurbishments at Bruce A and B; Bruce C and Nanticoke new-build applications withdrawn”, Bruce Power news release, July 23, 2009. Available at www.brucepower.com.
- Bruce Power. 2009b. Withdrawal of Application for Approval to Prepare a Site for the Future Construction of a Nuclear Power Generating Facility Municipal District of Northern Lights, Alberta. Bruce Power Alberta submission to the Canadian Nuclear Safety Commission, January 2009. Available at www.nuclearsafety.gc.ca.
- Bruce Power. 2021. “Bruce Power Removes First Steam Generator, Marking Key Milestone in Unit 6 Major Component Replacement”, Bruce Power news release, July 26, 2021. Available at www.brucepower.com
- Bruce Power and Independent Electricity System Operator (IESO). 2015. Amended and Restated Bruce Power Refurbishment Implementation Agreement. Available at www.brucepower.com.
- Canada. 2002. Nuclear Fuel Waste Act, S.C. 2002, c. 23. Available at laws-lois.justice.gc.ca/eng/acts/n-27.7/index.html.
- CNL. 2020a. “CNL reaches Project Host Agreement with Global First Power”, CNL news release, November 18, 2020. Available at www.cnl.ca
- CNL. 2020b. “CNL issues call for proposals for advanced reactor research program”, CNL news release, November 16, 2020. Available at www.cnl.ca
- CNL. 2020c. “CNL & Moltex Energy partner on SMR fuel research”, CNL news release, April 23, 2020. Available at www.cnl.ca
- CNL. 2020d. “CNL & USNC partner on SMR fuel research”, CNL news release, February 26, 2020. Available at www.cnl.ca
- CNL. 2020e. “Canadian Nuclear Laboratories and NB Power sign collaboration agreement to advance small modular reactors”, CNL news release, February 27, 2020. Available at www.cnl.ca
- CNL. 2020f. “CNL and Terrestrial Energy partner on SMR fuel research”, CNL news release, September 15, 2020. Available at www.cnl.ca

- CNL. 2021a. "Siting Canada's First SMR", Available at <https://www.cnl.ca/clean-energy/small-modular-reactors/siting-canadas-first-smr/>.
- CNL. 2021b. "CNL successfully fabricates advances small modular reactor fuel", CNL news release, April 12, 2021. Available at www.cnl.ca
- CNSC. 2019a. Pre-Licensing Vendor Design Review. Available at <http://nuclearsafety.gc.ca/eng/reactors/power-plants/pre-licensing-vendor-design-review/executive-summary-ultra-safe-nuclear-corporation.cfm>
- CNSC. 2019b. Notice of Commencement of an Environmental Assessment. Available at <https://ceaa-acee.gc.ca/050/evaluations/document/130928?culture=en-CA>
- CNSC. 2020. Record of Decision in the Matter of Global First Power. Decision on the scope of an environmental assessment for the proposed Micro Modular Reactor Project at the Chalk River Laboratories, July 16, 2020. Available at <http://www.suretenuclaire.gc.ca/eng/the-commission/pdf/Decision-GlobalFirstPowerEAScoping-CMD20-H102-e-Final.pdf>
- CNSC. 2021. Pre-Licensing Vendor Design Review. Available at <http://nuclearsafety.gc.ca/eng/reactors/power-plants/pre-licensing-vendor-design-review/index.cfm>
- Global First Power. 2019a. Licence to Prepare Site Initial Application: MMR Nuclear Plant at Chalk River. Global First Energy Report CRP-LIC-01-002. Available at www.globalfirstpower.com.
- Global First Power. 2019b. Project Description for the Micro Modular Reactor™ Project at Chalk River. Global First Energy Report CRP-LIC-01-001. Available at www.globalfirstpower.com.
- Global First Power. 2020. "GFP, USNC and OPG form joint venture to own, operate Micro Modular Reactor Project at Chalk River", GFP news release, June 9, 2020. Available at www.globalfirstpower.com.
- Global First Power. 2021. "Canada's First Small Modular Reactor Project Achieves Licensing Milestone", GFP news release, May 19, 2021. Available at www.globalfirstpower.com.
- Gobien M., and M. Ion. 2020. Nuclear Fuel Waste Projections in Canada – 2020 Update. Nuclear Waste Management Organization report NWMO-TR-2020-06. Available at www.nwmo.ca.
- HATCH. 2016. Ontario Ministry of Energy SMR Deployment Feasibility Study, HATCH report H350381-00000-162-066-0001, prepared for the Ontario Ministry of Energy. Available at https://cna.ca/wp-content/uploads/2014/05/MOE-Feasibility-Study_SMRs-June-2016.pdf.
- MZConsulting. 2008. Viability Study for New Nuclear Facilities in New Brunswick. Report prepared for the Government of New Brunswick by MZConsulting. Available at leg-horizon.gnb.ca/e-repository/monographs/30000000045457/30000000045457.pdf.

- NB Power. 2019. NB Power's 10-Year Plan. Fiscal Years 2021 to 2030. Available at www.nbpower.com.
- NRCan. 2020. "Canada's Small Modular Reactor Action Plan". Available at <https://www.nrcan.gc.ca/our-natural-resources/energy-sources-distribution/nuclear-energy-uranium/canadas-small-nuclear-reactor-action-plan/21183>.
- NWMO. 2020. Watching Brief on Advanced Fuel Cycles - 2020 Update. Available at www.nwmo.ca.
- Ontario. 2020. "Ontario Supports Plan to Safely Extend the Life of the Pickering Nuclear Generating Station" Government of Ontario News Release, August 13, 2020. Available at <https://news.ontario.ca/en/>.
- OPG. 2007. Project Description for the Site Preparation, Construction and Operation of the Darlington B Nuclear Generating Station Environmental Assessment. Ontario Power Generation report submitted to the Canadian Nuclear Safety Commission. Available at www.opg.com.
- OPG. 2009. "OPG Submits Documents for the Federal Approvals Process in Support of New Nuclear at the Darlington Site", OPG news release, September 30, 2009. Available at www.opg.com.
- OPG. 2020a. "Preparing for tomorrow's energy needs: Darlington New Nuclear", June 29, 2020. Available at www.opg.com.
- OPG. 2020b. "OPG resumes planning activities for Darlington New Nuclear", November 13, 2020. Available at www.opg.com.
- OPG. 2020c. "OPG paving the way for Small Modular Reactor deployment", October 6, 2020. Available at www.opg.com.
- OPG. 2021. "Darlington Refurbishment Performance Update Q1 2021", OPG news release, May 20, 2021. Available at www.opg.com.
- SMR (Canadian Small Modular Reactor Roadmap Steering Committee). 2018. A Call to Action: A Canadian Roadmap for Small modular Reactors. Available at https://smrroadmap.ca/wp-content/uploads/2018/11/SMRroadmap_EN_nov6_Web-1.pdf
- Saskatchewan. 2011. "Saskatchewan and Hitachi sign nuclear R&D agreements", Government of Saskatchewan news release, August 25, 2011. Available at saskatchewan.ca/news.
- SaskPower, NB Power, Bruce Power, and Ontario Power Generation. 2021. Feasibility of Small Modular Reactor Development and Deployment in Canada. Available at <https://www.opg.com/innovating-for-tomorrow/small-modular-nuclear-reactors/>
- World Nuclear News. 2020. "OPG Advances towards SMR Deployment". Available at <https://www.world-nuclear-news.org/Articles/OPG-advances-towards-SMR-deployment>.

World Nuclear News. 2021. "BWRX-300 deployment and commercialization MoU signed". Available at <https://www.world-nuclear-news.org/Articles/Companies-sign-MoU-on-deployment-and-commercialisa/>.

APPENDIX A: SUMMARY OF EXISTING CANADIAN REACTORS & FUEL STORAGE

Appendix A presents a summary of commercial, demonstration and research reactors in Canada. Table A1 presents a summary of commercial power reactors in Canada and their status. Table A2 presents a summary of prototype and demonstration reactors in Canada and their status. Table A3 presents a summary of research reactors in Canada and their status.

Commercial, prototype and some research reactors have storage facilities for used nuclear fuel. Table A4 presents a summary of dry storage facilities for used nuclear fuel and Figure A1 shows the location of the major storage locations in Canada.

Table A1: Nuclear Power Reactors

| Location | Rating (MW(e) net) | Year In-service | Fuel Type* | Current Status (2021) |
|---|--------------------|-----------------|--|--|
| Bruce Nuclear Power Development, Ontario | | | | |
| Bruce A – 1 | 750 | 1977 | 37 element bundle | Refurbished and operating |
| Bruce A – 2 | 750 | 1977 | | Refurbished and operating |
| Bruce A – 3 | 750 | 1978 | | Operating |
| Bruce A – 4 | 750 | 1979 | | Operating |
| Bruce B – 5 | 795 | 1985 | 37 element bundle; 37 element "long" bundle | Operating |
| Bruce B – 6 | 822 | 1984 | | Undergoing refurbishment |
| Bruce B – 7 | 822 | 1986 | | Operating |
| Bruce B – 8 | 795 | 1987 | | Operating |
| Darlington, Ontario | | | | |
| Darlington 1 | 881 | 1992 | 37 element bundle; 37 element "long" bundle | Operating |
| Darlington 2 | 881 | 1990 | | Refurbished and operating |
| Darlington 3 | 881 | 1993 | | Undergoing refurbishment |
| Darlington 4 | 881 | 1993 | | Operating |
| Gentilly, Quebec | | | | |
| Gentilly 2 | 635 | 1983 | 37 element bundle | Permanently shut down in 2012 |
| Pickering, Ontario | | | | |
| Pickering A – 1 | 515 | 1971 | 28 element bundle | Refurbished and operating |
| Pickering A – 2 | 515 | 1971 | | Non-operational since 1997; Permanently shut down in 2005 |
| Pickering A – 3 | 515 | 1972 | | Non-operational since 1997; Permanently shut down in 2005 |
| Pickering A – 4 | 515 | 1973 | | Refurbished and operating |
| Pickering B – 5 | 516 | 1983 | | Operating |
| Pickering B – 6 | 516 | 1984 | | Operating |
| Pickering B – 7 | 516 | 1985 | | Operating |
| Pickering B – 8 | 516 | 1986 | | Operating |
| Point Lepreau, New Brunswick | | | | |
| Point Lepreau | 635 | 1983 | 37 element bundle | Refurbished and operating |

*Note: refer to Appendix B for description of fuel types, and their current storage status.

Table A2: Prototype and Demonstration Power Reactors

| Location | Rating (MW(e) net) | Year In-service | Fuel Type | Current Status (2021) |
|--|--------------------|-----------------|---|--|
| Bruce Nuclear Power Development, Ontario | | | | |
| Douglas Point (CANDU PHWR prototype) | 206 | 1968 | 19 element bundle | Permanently shut down in 1984; All fuel is in dry storage on site |
| Gentilly, Quebec | | | | |
| Gentilly 1 (CANDU-BLW boiling water reactor prototype) | 250 | 1972 | 18 element CANDU-BLW bundle | Permanently shut down in 1977; All fuel is in dry storage on site |
| Rolphton, Ontario | | | | |
| NPD (CANDU PHWR prototype) | 22 | 1962 | 19 element bundle; various prototype fuel designs (e.g. 7 element bundle) | Permanently shut down in 1987; All fuel is in dry storage at Chalk River |

Table A3: Research Reactors

| Location | Rating (MW(th)) | Year In-service | Fuel Type | Comments |
|---|-----------------|-----------------|---|--|
| Chalk River, Ontario | | | | |
| NRU | 135 | 1957 | various driver fuel and target designs (U-metal, U-Al, UO ₂ , U ₃ Si-Al) | Permanently shut down on March 31, 2018. As of June 2021, half NRU fuel has been transferred to dry storage, with the remainder in wet storage pending transfer. |
| ZED-2 | 0.00025 | 1960 | various uranium fuels | Operating |
| NRX | 42 | 1947 | various driver fuel and target designs (U-metal, U-Al, UO ₂) | Permanently shut down in 1992 |
| MAPLE 1 | 10 | - | U ₃ Si-Al driver fuel; U-metal targets | Never fully commissioned |
| MAPLE 2 | 10 | - | | |
| Whiteshell, Manitoba | | | | |
| WR-1 (organic cooled reactor prototype) | 60 | 1965 | various research and prototype fuel bundle designs (similar size and shape to standard CANDU bundles; UO ₂ , UC) | Permanently shut down in 1985; All fuel is in dry storage on site. |
| Hamilton, Ontario | | | | |
| McMaster University | 5 | 1959 | U ₃ Si-Al fuel pins | MTR Pool type reactor; Operating. |
| Kingston, Ontario | | | | |
| Royal Military College | 0.02 | 1985 | UO ₂ SLOWPOKE fuel pins | SLOWPOKE-2 reactor; Operating. |
| Montreal, Quebec | | | | |
| Ecole polytechnique | 0.02 | 1976 | UO ₂ SLOWPOKE fuel pins | SLOWPOKE-2 reactor; Operating. |
| Edmonton, Alberta | | | | |
| University of Alberta | 0.02 | 1977 | U-Al SLOWPOKE fuel pins | SLOWPOKE-2 reactor. Permanently shut down in 2017. Fuel was repatriated to US. |
| Saskatoon, Saskatchewan | | | | |
| Saskatchewan Research Council | 0.02 | 1981 | U-Al SLOWPOKE fuel pins | SLOWPOKE-2 reactor. Permanently shut down in 2019. Fuel was repatriated to US. |

Note: the SLOWPOKE reactors can operate on one fuel charge for 20 to 40 years. Other former research reactors include the 2 MW(th) SLOWPOKE Demonstration Reactor at Whiteshell, the low power PTR and ZEEP reactors at Chalk River, and shut down / decommissioned SLOWPOKE reactors at University of Toronto, Dalhousie University and Nordion Kanata. Used fuel from these shut down research reactors is stored at the Chalk River site, Whiteshell site or has been returned to the country of origin (e.g. US).

Table A4: Summary of Dry Storage Facilities for Used Nuclear Fuel

| Facility | Owner | Technology | Fuel Type | Year In-service |
|--|-------|---|--|-----------------|
| Chalk River | AECL | AECL Concrete Canister/Silo | CANDU & CANDU-like (mainly 19 element) | 1992 |
| Darlington Waste Management Facility (DWMF) | OPG | OPG Dry Storage Container (DSC) | CANDU (37 element) | 2008 |
| Douglas Point Waste Management Facility | AECL | AECL Concrete Canister/Silo | CANDU (19 element) | 1987 |
| Gentilly 1 | AECL | AECL Concrete Canister/Silo | CANDU-BLW (18 element) | 1984 |
| Gentilly 2 | HQ | AECL CANSTOR/MACSTOR modular concrete vault | CANDU (37 element) | 1995 |
| Pickering Waste Management Facility (PWMF) | OPG | OPG Dry Storage Container (DSC) | CANDU (28 element) | 1996 |
| Point Lepreau | NBPN | AECL Concrete Canister/Silo | CANDU (37 element) | 1990 |
| Western (Bruce) Waste Management Facility (WWMF) | OPG | OPG Dry Storage Container (DSC) | CANDU (37 element) | 2003 |
| Whiteshell | AECL | AECL Concrete Canister/Silo | CANDU & CANDU-like (various sizes) | 1977 |



Figure A1: Current Nuclear Fuel Waste Major Storage Location in Canada

APPENDIX B: DESCRIPTION OF FUEL TYPES


Table B1 summarizes the inventory of the various bundles types in Canada as of June 2021.


Section B.1 details the physical characteristics and usage of the bundles in operating reactors. Section B.2 details the physical characteristics and usage of the bundles in demonstration and prototype reactors. Note that the physical characteristics of the bundles described in this appendix are intended to be nominal and other sources may quote different numbers.


Table B1: Summary of Inventory by Bundle Type (June 2021)


| CANDU Bundle Type | Where Used | Wet Storage (# bundles) | Dry Storage (# bundles) | Total (# bundles) |
|--------------------------|---|--------------------------------|--------------------------------|--------------------------|
| 18 Element | Gentilly 1, Whiteshell | - | 4,417 | 4,417 |
| 7 Element / 19 Element | NPD, Douglas Point | - | 26,296 | 26,296 |
| 28 Element | Pickering | 392,386 | 417,345 | 809,731 |
| 37R | Bruce, Darlington, Gentilly 2, Pt Lepreau | 518,244 | 1,104,235 | 1,622,479 |
| 37R Long | Bruce, Darlington | 119,343 | 123,527 | 242,870 |
| 37M | Bruce, Darlington | 300,992 | | 300,992 |
| 37M Long | Bruce, Darlington | 97,656 | - | 97,656 |
| 43 Element LVRF | Bruce | 24 | - | 24 |
| Other | AECL (various) | - | 1,943 | 1,943 |
| Total | | 1,428,645 | 1,677,763 | 3,106,408 |

B.1 FUELS FROM OPERATING REACTORS


| 28 element CANDU bundle | |
|--|---|
|  | Physical dimensions: 102.5 mm OD x 497.1 mm OL |
| | Mass: 20.1 kg U (22.8 kg as UO ₂) 2.0 kg Zircaloy (e.g., cladding, spacers) 24.8 kg total bundle weight |
| | Fissionable material: Sintered pellets of natural UO ₂ |
| | Typical burnup: 8,300 MW day / tonne U (200 MWh/kg U) |
| | Cladding material: Zircaloy-4 |
| Construction: <ul style="list-style-type: none"> - Bundle is composed of 28 elements (fuel pins), arranged in 3 concentric rings with 4 elements in the inner most ring, 8 elements in the second ring and 16 elements in the outer ring. - Construction includes end plates, spacers and bearing pads to improve flow characteristics and maintain structural integrity. | |
| Comments: <ul style="list-style-type: none"> - Used in Pickering A and B reactors | |


| 37 element CANDU standard length bundle | |
|---|---|
|  | Physical dimensions: 102.5 mm OD x 495 mm OL |
| | Mass: 19.2 kg U (21.7 kg as UO ₂) 2.2 kg Zircaloy (e.g., cladding, spacers) 24.0 kg total bundle weight |
| | Fissionable material: Sintered pellets of natural UO ₂ |
| | Typical burnup: 8,300 MW day / tonne U (200 MWh/kg U) |
| | Cladding material: Zircaloy-4 |
| Construction: <ul style="list-style-type: none"> - Bundle is composed of 37 elements (fuel pins), arranged in 4 concentric rings with 1 element in the inner most central ring, 6 elements in the second ring, 12 elements in the third ring and 18 elements in the outer ring. - Construction includes end plates, spacers and bearing pads to improve flow characteristics and maintain structural integrity. | |
| Comments: <ul style="list-style-type: none"> - Used in Bruce A and B, Darlington, Gentilly-2, Point Lepreau and EC-6 reactors (Gentilly-2 and Point Lepreau have minor construction differences on the end plates and spacers compared to the Bruce and Darlington designs). - Two variants, designated 37R (regular) and 37M (modified), have slightly different center pin configurations and uranium masses (19.2 kg U for 37R vs 19.1 kg U for 37M). 37M is presently in use in Bruce and Darlington stations replacing prior 37R. | |


| 37 element CANDU long bundle | |
|---|--|
|  | Physical dimensions: 102.5 mm OD x 508 mm OL |
| | Mass: 19.7 kg U (22.3 kg as UO ₂) 2.24 kg Zircaloy (e.g., cladding, spacers) 24.6 kg total bundle weight |
| | Fissionable material: Sintered pellets of natural UO ₂ |
| | Typical burnup: 8,300 MW day / tonne U (200 MWh/kg U) |
| | Cladding material: Zircaloy-4 |
| Construction: <ul style="list-style-type: none"> - Bundle is composed of 37 elements (fuel pins), arranged in 4 concentric rings with 1 element in the inner most central ring, 6 elements in the second ring, 12 elements in the third ring and 18 elements in the outer ring. - Construction includes end plates, spacers and bearing pads to improve flow characteristics and maintain structural integrity. | |
| Comments: <ul style="list-style-type: none"> - Similar to 37 element "standard" bundle, but is 13 mm longer. - Used in Bruce B, and Darlington reactors. - Two variants, designated 37R-long and 37M-long, have slightly different center pin configurations and uranium masses (19.7 kg U for 37R-long vs 19.6 kg U for 37M-long). 37M-long is presently in use in Bruce stations, replacing prior 37R-long. | |

| 43 element CANFLEX LVRF bundle | |
|--|---|
|  | <p>Physical dimensions: 102.5 mm OD x 495.3 mm OL</p> |
| | <p>Mass: 18.5 kg U (21.0 kg as UO₂) 2.1 kg Zircaloy (e.g., cladding, spacers) 23.1 kg total bundle weight</p> |
| | <p>Fissionable material: Sintered pellets of UO₂ slightly enriched to 1.0% U-235</p> |
| | <p>Typical burnup: 8,300 MW day / tonne U (200 MWh/kg U)</p> |
| | <p>Cladding material: Zircaloy-4</p> |
| <p>Construction:</p> <ul style="list-style-type: none"> - Bundle is composed of 43 elements (fuel pins), arranged in 4 concentric rings with 1 element in the inner most central ring, 7 elements in the second ring, 14 elements in the third ring and 21 elements in the outer ring. - The inner central element uses Dysprosium (an element that absorbs neutrons and reduces the bundle power maintaining a flat neutronic field profile across the bundle during operation). - Diameter and composition of fuel pins vary by ring. - Construction includes end plates, spacers and bearing pads to improve flow characteristics and maintain structural integrity. | |
| <p>Comments:</p> <ul style="list-style-type: none"> - Has been used in Bruce B reactors in limited quantities, option for use in EC-6 reactors | |

B.2 FUELS FROM DEMONSTRATION AND PROTOTYPE REACTORS

| 7 element CANDU bundle | |
|---|---|
|  | <p>Physical dimensions: 82.0 mm OD x 495.3 mm OL</p> |
| | <p>Mass: 13.4 – 13.5 kg U (15.2 – 15.3 kg as UO₂) 1.4 – 1.5 kg Zircaloy (e.g., cladding) 16.7 kg total bundle weight</p> |
| | <p>Fissionable material: Sintered pellets of natural UO₂ Some low-enriched 7 element bundles exists at 1.4% wt ²³⁵U and 2.5% wt ²³⁵U enrichment</p> |
| | <p>Typical burnup: 6474 MW day / tonne U (156 MWh/kg U)</p> |
| | <p>Cladding material: Zircaloy-2 Nickel-free Zircaloy-2 Zircaloy-4</p> |
| <p>Construction:</p> <ul style="list-style-type: none"> - Bundle is composed of 7 elements (fuel pins), arranged as 1 element surrounded by a ring of 6 elements. - Construction included wire-wrap and split-spacer fuel elements; riveted or welded end plates (only one bundle model had riveted end plates, all others had welded end plates) and thin, medium and thick walled cladding | |
| <p>Comments:</p> <ul style="list-style-type: none"> - Used in NPD | |

| 18 element CANDU bundle | |
|--|---|
|  | Physical dimensions: 102.4 mm OD x 500 mm OL |
| | Mass: 20.7 kg U (23.5 kg as UO ₂) 3.2 kg Zircaloy (e.g., cladding, spacers) 26.7 kg total bundle weight |
| | Fissionable material: Sintered pellets of natural UO ₂ |
| | Typical burnup: 6972 MW day / tonne U (168 MWh/kg U) |
| | Cladding material: Zircaloy-4 |
| Construction: <ul style="list-style-type: none"> - Bundle is composed of 18 elements (fuel pins), arranged in 2 concentric rings with 6 elements in the inner most ring and 12 elements in the second ring. - Construction includes end plates, spacers and bearing pads to improve flow characteristics and maintain structural integrity. | |
| Comments: <ul style="list-style-type: none"> - Used in Gentilly 1 | |

| 19 element CANDU bundle | |
|--|---|
|  | Physical dimensions: 82.0 mm OD x 495.3 mm OL |
| | Mass: 12.1 – 13.4 kg U (13.7 – 15.2 kg as UO ₂) 1.4 – 2.2 kg Zircaloy (e.g., cladding) 15.8 – 16.7 kg total bundle weight |
| | Fissionable material: Sintered pellets of natural UO ₂ Some low-enriched 19 element bundles exists at up to 1.4% wt ²³⁵ U enrichment |
| | Typical burnup: 6474 MW day / tonne U at NPD 7885 MW day / tonne U at Douglas Point (156 MWh/kg U at NPD) (190 MWh/kg U at Douglas Point) |
| | Cladding material: Zircaloy-4 |
| Construction: <ul style="list-style-type: none"> - Bundle is composed of 19 elements (fuel pins), 1 element is surrounded by 2 concentric rings of fuel pins, 6 elements in the first ring and 12 elements in the outer ring. - Originally produced as a wire-wrapped bundle this design was eventually replaced with split-spacer variation. | |
| Comments: <ul style="list-style-type: none"> - Used in NPD and Douglas Point | |